

RE80 SELECTORIZED SERIES**RE8044 - SEATED ARM CURL/EXTENSION****PRODUCT OVERVIEW**

The RE8044 is a dual-function selectorized strength machine designed specifically for biceps and triceps development. Its compact, multi-purpose structure makes it an efficient solution for incorporating comprehensive arm training within commercial gym spaces.

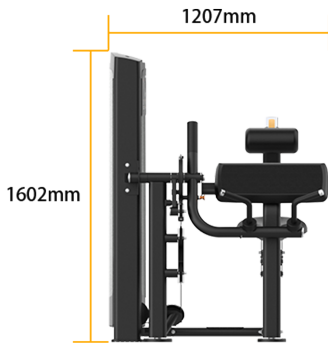
The unit features dual-angle extended handles with a 68° range of motion, dynamically adapting to forearm rotation throughout the movement to maintain a neutral, comfortable wrist position. This reduces joint stress and enhances both training safety and performance. For tailored positioning, the biceps function offers two adjustment settings, while the triceps function provides three, ensuring precise alignment with different forearm lengths.

An ergonomically contoured arm and chest pad provide stable support across varying shoulder widths, keeping the body aligned in a natural position and ensuring efficient force transmission. The adjustable system is further reinforced by the pneumatically infinitely adjustable seat and an eight-position back pad, enhancing body stability and ensuring that the arm's movement path aligns perfectly with the machine's mechanics for optimal muscle activation.

SPECIFICATIONS & KEY FEATURES

Specifications

Dimension:	1380*1207*1602mm
Total Weight:	245kg
Weight Stack:	80kg
Maximum Weight Stack:	117.5kg
Main Frame Tubing:	PT50×100×2.5
Target Muscle Groups:	Biceps, Triceps
Standard Color Scheme:	Powder-Coated Color 2852-1




Product Features




Dual-Function Design

Supports both biceps curls and triceps extensions in one machine, meeting comprehensive arm training requirements.



Extended Dual-Angle Handles

Provide a comfortable grip and dynamically adapt to forearm rotation, helping maintain a neutral wrist position and reducing joint strain.



2+3 Arm Adjustment System

Two settings for biceps training and three for triceps, ensuring precise alignment with forearm length for smoother, more natural movement.



Ergonomic Support System

Wide arm and chest pads fit body contours, paired with an eight-position back pad for stable posture, allowing more focused muscle engagement.



Air-Assist Seat with Extended Range

Smooth and effortless to adjust, the seat allows users to fine-tune body and arm positioning for complete stimulation across the full range of motion.