

RE80 SELECTORIZED SERIES

RE8009 - ABDOMINAL/BACK EXTENSION



PRODUCT OVERVIEW

The RE8009 Abdominal/Back Extension is a premium selectorized strength machine designed for advanced core training. With its modern design, solid construction, and refined craftsmanship, it is ideal for large commercial gyms and premium personal training studios.

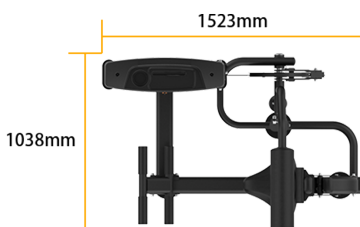
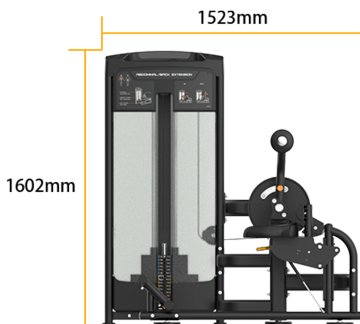
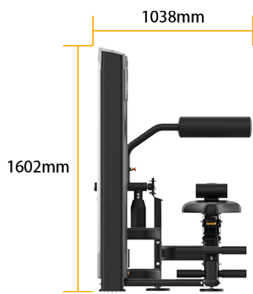
Engineered with precision manufacturing and a low-friction pulley system, the unit ensures exceptionally smooth motion while significantly enhancing stability and safety during training. By integrating two classic core exercises abdominal crunch and back extension into one system, it delivers highly effective stimulation of both the rectus abdominis and erector spinae, providing a compact yet efficient solution for core strength development.

The torso pad features five adjustable positions to accommodate the starting requirements of both crunches and back extensions. Its comfortable and stable support helps users maintain optimal posture for effective force output. A pneumatic infinite seat adjustment allows quick, single-handed operation to fit users of varying heights, while a rear pelvic support pad ensures proper alignment, isolating effort and improving training precision. Dual-position non-slip foot pegs provide stable lower-body support for users of different leg lengths and allow leg placement adjustments across different training modes, further enhancing comfort and safety.


SPECIFICATIONS & KEY FEATURES

Specifications

Dimension:	1523*1038*1602mm
Total Weight:	246kg
Weight Stack:	105kg
Maximum Weight Stack:	117.5kg
Main Frame Tubing:	Main Frame Tubing
Target Muscle Groups:	Rectus Abdominis and Erector Spinae
Max Weight Stack:	Powder-Coated Color 2852-1

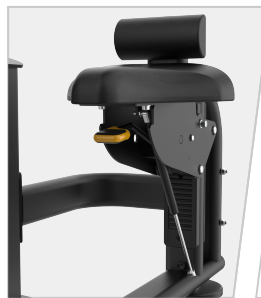


Product Features




5-Position Adjustable Pad

Adapts to both crunch and back extension starting positions, ensuring full range of motion and more effective muscle activation.




Pneumatic Infinite Seat Adjustment

Allows quick, precise, single-handed adjustments to accommodate users of different heights, ensuring ergonomic alignment and stable support.



Pelvic Support Pad

Designed to match pelvic angles, it minimizes compensation and helps isolate core activation for more focused and accurate training.



Dual Non-Slip Foot Pegs

Provide stable lower-body support and allow flexible leg positioning across different training modes, improving comfort and control.